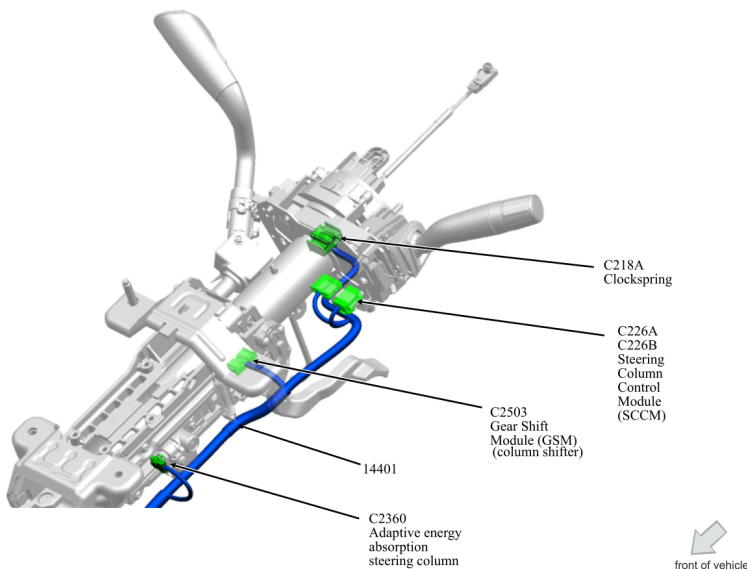


2021+ Ford F-150 Paddle Harness Installation Guide

COLUMN PADDLE HARNESS



Install the T harness between the GSM(**C2503**)

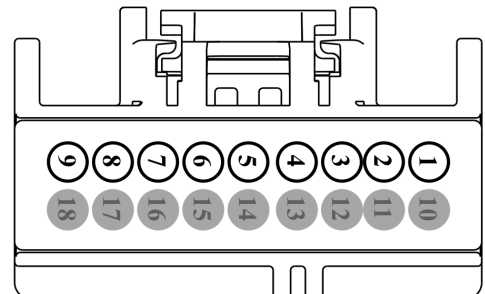
Remove the existing connector & plug in the new T harness. You will now have 3 wires (**RED**, **BLUE**, **BLACK**).

Now Pin these 3 wires into Clockspring (**C218A**)

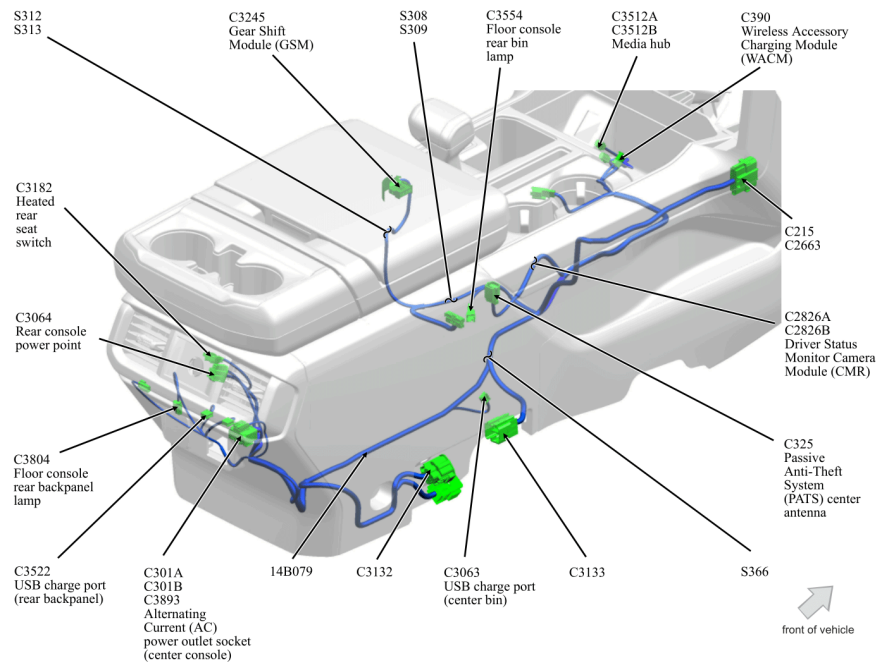
(2021-2025)

- **[PIN 5] (RED)**
- **[PIN 6] (BLUE)**
- **[PIN 7] (BLACK)**

****IMAGE IS THE FRONT OF CONNECTOR****



FLOOR PADDLE HARNESS



Install the T harness between the Console(**C215**)

Remove the existing connector & plug in the new T harness. You will now have 3 wires(**RED**, **BLUE**, **BLACK**). Run these 3 wires up near the steering column.

Now Pin these 3 wires into Clockspring (**C218A**)

(2021-2025)

- **[PIN 5] (RED)**
- **[PIN 6] (BLUE)**
- **[PIN 7] (BLACK)**

****IMAGE IS THE FRONT OF CONNECTOR****

